

Outdoor Furniture Parts

Where a color selection is notated, please call 727-528-9800 for information on color choices.

[Vinyl Attachments - Snap Rivets, Grommets, Screws, Aluminum Clips](#)

[Bumpers, Stem Bumpers, Stem Glides](#)

[Clear Vinyl Parts](#)

[Disk Caps Glides & Inserts for Wrought Iron and Wrought Iron Furniture](#)

[Sling Inserts](#)

[Plastic Caps & Inserts](#)

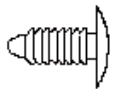
[Multi Gauge Inserts](#)

[Various Repair Parts](#)

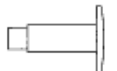
Vinyl Attachments – Snap Rivets, Grommets, Screws, and Aluminum Clips



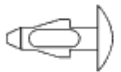
30-510 - Large Solid Shank Double Wrap Rivet
Fits 1/4" Double Wrap Hole



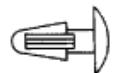
30-511 - Multi-Gauge Single and Double Wrap Rivet
Fits 7/32" Double Wrap Hole
Fits 1/4" Single Wrap Hole



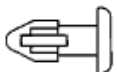
30-512 - Solid Shank Double Wrap Rivet
Fits 7/32" Double Wrap Hole



30-513 - Small Rivet
Fits 7/32" Double Wrap Hole



30-514 - Small Double Wrap Rivet
Fits 7/32" Double Wrap Hole



30-515 - Long Shank Rivet
Fits 1/4" Single Wrap Punched Hole



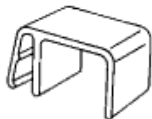
30-516 - Short Shank Rivet
Fits 15/64" Single Wrap Drilled Hole



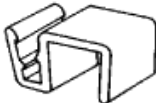
30-401 - Stainless Steel Pilot Point Screw



30-402 - 1/4" Grommet
Fits 1/4" Hole



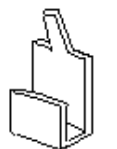
30-800 - 5/8 Aluminum E-Clip



30-801 - 1/2 Aluminum S-Clip



30-802 - 1/2 Aluminum C-Clip



30-803 - Stainless Steel J-Clip
For Ionian Furniture

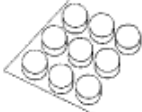
Bumpers, Stem Bumpers, and Stem Glides

Where a color selection is notated, please call 727-528-9800 or 800-527-9807 for information on color choices.



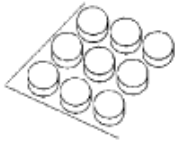
30-518 - Clear Vinyl Bumper

Fits 1/4" Hole
(For Glass Table Tops)



30-519 - Self-Adhesive Bumpers

Clear Vinyl (Hemispherical)
450 on Each Sheet



30-520 - Self-Adhesive Bumpers

Clear Vinyl (Cylindrical)
200 on Each Sheet



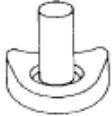
30-727 - 3/4" Flat Stem Bumper

Fits 1/4" Hole (Nylon)



30-727B - 3/4" Flat Stem Bumper

Fits 1/4" Hole (Black)



30-728 - 3/4" Coved Stem Bumper

#30-728 Fits 1/4" Hole (Nylon)



30-728B - 3/4" Coved Stem Bumper

#30-728 Fits 1/4" Hole (Black)



30-729 - Saddle Glide

Fits 1/4" Hole
Tube Size: 1" O.D. (Clear Butyrate)



30-730 - Sled Glide

Fits 1" Tubing
Stem Fits: 1/4" Hole (Polyethylene)

Clear Vinyl Parts

Where a color selection is notated, please call 727-528-9800 or 800-527-9807 for information on color choices.



30-903 - Table Umbrella Hole Ring Set
Fits 2" Umbrella Hole in a .22" to .25" thick Glass or Acrylic top



30-717 - 1/2" Vinyl Teardrop Cap
Tube Size: 1/2" O.D.



30-718 - 5/8" Vinyl Teardrop Cap
Tube Size: 5/8" O.D.



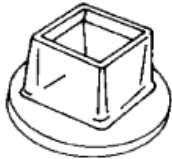
30-719 - 13/16" Square Vinyl Teardrop Cap
Tube Size: 13/16" O.D.



30-721 - 5/8" Square Vinyl Cap
Tube Size: 5/8" O.D.



30-722 - 1/2" Square Vinyl Cap
W/1-1/4" Round Flange
Fits Leg Size: 1/2" O.D.



30-723 - 5/8" Square Vinyl Cap
W/1-1/2" Round Flange
Fits Leg Size: 5/8" O.D.

Disk Caps Glides & Inserts for Wrought Iron and Wrought Iron Furniture

Where a color selection is notated, please call 727-528-9800 or 800-527-9807 for information on color choices.



30-733 - 15/16" Disk Cap

Fits 15/16" Flange

Cap O.D. 1-1/8"

Natural Nylon



30-733B - 15/16" Disk Cap

Fits 15/16" Flange

Cap O.D. 1-1/8"

Black Nylon



30-733 - P1128 - 1" Diameter Snap Glide

Fits Carter Grandle - Park Lane Montaigne,

Savoy, Bridgeport, Carlyle



30-724 - 1-1/4" Disk Cap

Fits 1-1/4" Flange

Cap O.D. 1-7/16"



30-725 - 1-7/16" Disk Cap

Fits 1-7/16" Flange

Cap O.D. 1-5/8"

Clear Vinyl



30-726 - 1-3/4" Disk Cap

Fits 1-3/4" Flange

Cap O.D. 1-15/16"



30-731 - 1-1/8" O.D. Disk Glide

3/16" Thickness

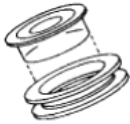
Natural Nylon



30-731B - 1-1/8" O.D. Disk Glide

3/16" Thickness

Black Nylon



30-903 - Table Umbrella Hole Ring Set

Fits 2" Hole



30-916- Table Rim Clip

1.575 X .760 Nylon Clip Supports Glass and Acrylic Table Tops in Rim - White Nylon

Table Rim Clips are used to secure the glass or acrylic top up into the removable table rim. They do not screw on. They are bent to push the top up into the rim.



30-916B- Table Rim Clip

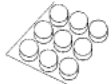
1.575 X .760 Nylon Clip Supports Glass and Acrylic Table Tops in Rim - Black Nylon

Table Rim Clips are used to secure the glass or acrylic top up into the removable table rim. They do not screw on. They are bent to push the top up into the rim.



30-917 - Table Rim Clip

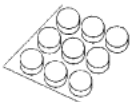
1.230 X .765 Nylon Clip Supports Glass and Acrylic Table Tops in Rim - White Nylon



30-519 - Self-Adhesive Bumpers

Clear Vinyl (Hemispherical)

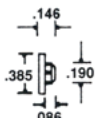
450 on Each Sheet



30-520 - Self-Adhesive Bumpers

Clear Vinyl (Cylindrical)

200 on Each Sheet



30-521 - Small Bumper

Clear Vinyl (Cylindrical)

Sling Inserts

Where a color selection is notated, please call 727-528-9800 or 800-527-9807 for information on color choices.



30-300 - P1116 - Sling Rail Spreader Bar End Cap

Select Color -



30-301 - Oval Sling Insert

1-1/4" Length x 3/4" Width



30-301B - Oval Sling Insert

1-1/4" Length x 3/4" Width

Black Nylon



30-302 - Half Oval Sling Insert

1-1/4" Length x 3/4" Width

Natural Nylon



30-302B - Half Oval Sling Insert

1-1/4" Length x 3/4" Width

Black Nylon



30-303 - Square Sling Insert

1-1/8" Length x 1-1/8" Width

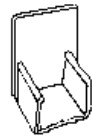
Natural nylon



30-303B - Square Sling Insert

1-1/8" Length x 1-1/8" Width

Black Nylon



30-304 - Rectangular Sling Insert

1" Length x 3/4" Width

Natural Nylon



30-304B - Rectangular Sling Insert

1" Length x 3/4" Width

Black Nylon



30-305 - Oval Sling Insert

1-3/16" Length x 3/4" Width

Natural Nylon



30-305B - Oval Sling Insert

1-3/16" Length x 3/4" Width

Black Nylon

Sling Inserts (cont'd)

Where a color selection is notated, please call 727-528-9800 or 800-527-9807 for information on color choices.



30-306 - Oval Sling Insert
1-1/8" Length x 7/8" Width
Natural Nylon - Fits Brown Jordan



30-306B - Oval Sling Insert
1-1/8" Length x 7/8" Width
Black Nylon - Fits Brown Jordan



30-307 - Square Sling Insert

7/8" Length x 7/8" Width
Natural Nylon



30-307B - Square Sling Insert
7/8" Length x 7/8" Width
Black Nylon



30-308- 1-1/8" Round Sling Insert
Fits Trilogy Sling Extrusion
Fits Tropitone
Natural Nylon



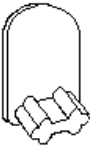
30-308B - 1-1/8" Round Sling Insert
Fits Trilogy Sling Extrusion
Fits Tropitone
Black Nylon



30-309- Sling Insert
Fits Brasilia Sling Extrusion
Fits Tropitone
Natural Nylon



30-309B- Sling Insert
Fits Brasilia Sling Extrusion
Fits Tropitone
Black Nylon



30-310 - 1/2 Oval Sling Insert
1 1/8" Length x 3/4" Width
White Nylon



30-310B - 1/2 Oval Sling Insert
1 1/8" Length x 3/4" Width
Black Nylon



30-311- 7/8" Round Sling Insert
Tube Size: 7/8" Outside Diameter
3/4" Inside Diameter
Fits Brown Jordan
Natural Nylon



30-311B- 7/8" Round Sling Insert
Tube Size: 7/8" Outside Diameter
3/4" Inside Diameter
Fits Brown Jordan
Black Nylon

Sling Inserts (cont'd)

Where a color selection is notated, please call 727-528-9800 or 800-527-9807 for information on color choices.



30-312- Oval Sling Insert

3/4" Width x 1-1/8" length

Fits Winston Sling Furniture (White Nylon)



30-312B - Oval Sling Insert

3/4" Width x 1-1/8" length

Fits Winston Sling Furniture (Black Nylon)



30-313 - P1115 - 13/16" x 1-1/8" Sling Rail End Cap

Fits Carter Grandle Sling Furniture



30-314 - Square Sling Insert

1-1/8" Length x 1-1/8" Width

Fits Tropitone

Natural Nylon



30-314B - Square Sling Insert

1-1/8" Length x 1-1/8" Width

Fits Tropitone

Black Nylon


Plastic Caps & Inserts

Where a color selection is notated, please call 727-528-9800 or 800-527-9807 for information on color choices.



30-598 - P1129 - 1 1/8" Diameter Flat Glide

Fits Carter Grandle - Baja, Lennox Dining


- Select Color - 



30-599 - 7/8" Round Dome Insert

Tube Size: 7/8" O.D. 3/4" I.D.

Natural Nylon

- Select Color - 



30-599B - 7/8" Round Dome Insert

Tube Size: 7/8" O.D. 3/4" I.D.

Black Nylon



30-600 - 7/8" Round Insert

Tube Size: 7/8" O.D. 3/4" I.D.

Natural Nylon



30-600B - 7/8" Round Insert

Tube Size: 7/8" O.D. 3/4" I.D.


Black Nylon



30-601 - 1" Round Insert

Tube Size: 1" O.D. & 7/8" I.D.

Natural Nylon

- Select Color - 



30-601B - 1" Round Insert

Tube Size: 1" O.D. & 7/8" I.D.


Black Nylon



30-603 - 1" Round Dome Insert

Tube Size: 1" O.D. & 7/8" I.D.

Natural Nylon

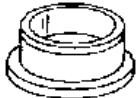
- Select Color - 



30-603B - 1" Round Dome Insert

Tube Size: 1" O.D. & 7/8" I.D.

Black Nylon



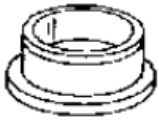
30-735 - 1-1/4" Round Insert

Tube Size: 1-1/4" O.D.

Natural Nylon

Plastic Caps & Inserts (cont'd)

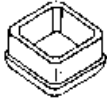
Where a color selection is notated, please call 727-528-9800 or 800-527-9807 for information on color choices.



30-734 - 1-3/8" Round Insert

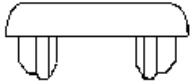
Tube Size: 1-3/8" O.D.

Natural Nylon



30-605 - 13/16" Square Insert


Tube Size: 13/16" O.D.



30-606 - Rectangular Dome Insert

Fits: 1 3/4" x 1/2" O.D. Tube

Natural Nylon

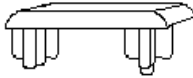
- Select Color - 



30-606B - Rectangular Dome Insert

Fits: 1 3/4" x 1/2" O.D. Tube


Black Nylon



30-622 - Rectangular Insert

Fits: 1 1/2" x 3/4" O.D. Tube

Natural Nylon

- Select Color - 



30-622B - Rectangular Insert

Fits: 1 1/2" x 3/4" O.D. Tube

Black Nylon



30-623 - Racetrack shaped Insert

Fits: 2 1/8" x 3/4" O.D. Tube

Natural Nylon



30-623B - Racetrack shaped Insert

Fits: 2 1/8" x 3/4" O.D. Tube

Black Nylon



30-624 - Racetrack Insert

Fits: 1.75" x .70" Outside Dimension Tube

1.58" x .53" Inside Dimension

Natural Nylon



30-625 - Racetrack shaped Insert

Fits: 1 7/8" x 5/8" Outside Dimension Tube

White Nylon

Fits Brown Jordan



30-625B - Racetrack shaped Insert

Fits: 1 7/8" x 5/8" Outside Dimension Tube


Black Nylon

Fits Brown Jordan



30-626 - P1113 - 5/8" x 2" Domed Glide

Fits Carter Grandle - Bella Rose


- Select Color - 



30-627 - P1117 - 3/4" x 1 3/4" Flat Glide

Triple


Hollow Table Extension

- Select Color - 



30-628 - P1122 - 2 1/4" x 9/16" Domed Glide

Fits Carter Grandle - Legacy

- Select Color - 

Plastic Caps & Inserts (cont'd)

Where a color selection is notated, please call 727-528-9800 or 800-527-9807 for information on color choices.



30-610 - 1" Round Cap

Tube Size: 1" O.D.

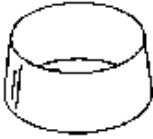
White



30-610B - 1" Round Cap

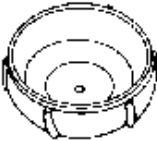
Tube Size: 1" O.D.

Black



30-615 - 1-1/4" Round Cap

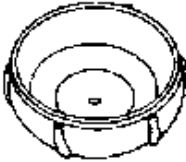
Tube Size: 1-1/4" O.D.



30-613 - 1-1/4" Round Insert Cup

Cup Size: 1-1/4" I.D.

(for Wrought Iron)



30-614 - 1-1/2" Round Insert Cup

Cup Size: 1-1/2" I.D.

(for Wrought Iron)

Multi Gauge Inserts

Where a color selection is notated, please call 727-528-9800 or 800-527-9807 for information on color choices.



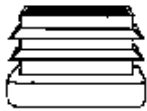
30-607 - 7/8" Square Multi-Gauge Dome Insert
Tube Size: 7/8" O.D. (14 to 20 Gauge Tube)



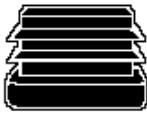
30-621 - 3/4" Square Multi-Gauge Insert
Tube Size: 3/4" O.D. (14 to 20 Gauge Tube) White



30-621B - 3/4" Square Multi-Gauge Insert
Tube Size: 3/4" O.D. (14 to 20 Gauge Tube) Black



30-608 - 1" Square Multi-Gauge Insert
Tube Size: 1" O.D. (14 to 20 Gauge Tube) White



30-608B - 1" Square Multi-Gauge Insert
Tube Size: 1" O.D. (14 to 20 Gauge Tube) Black



30-616 - Rectangular Multi-Gauge Insert
Tube Size: 1-1/2" x 3/4" O.D. (14 to 20 Gauge Tube)



30-617 - 3/4" Round Multi-Gauge Insert
Tube Size: 3/4" O.D. (14 to 20 Gauge Tube) White



30-617B - 3/4" Round Multi-Gauge Insert
Tube Size: 3/4" O.D. (14 to 20 Gauge Tube) Black



30-618 - 7/8" Round Multi-Gauge Dome Insert
Tube Size: 7/8" O.D. (14 to 20 Gauge Tube) White



30-618B - 7/8" Round Multi-Gauge Dome Insert
Tube Size: 7/8" O.D. (14 to 20 Gauge Tube) Black



30-609 - 1" Round Multi-Gauge Flat Insert
Tube Size: 1" O.D. (14 to 20 Gauge Tube) White

Multi Gauge Inserts (cont'd)

Where a color selection is notated, please call 727-528-9800 or 800-527-9807 for information on color choices.



30-609B - 1" Round Multi-Gauge Flat Insert
Tube Size: 1" O.D. (14 to 20 Gauge Tube) Black



30-602 - 1-1/4" Round Multi-Gauge Insert
Tube Size: 1-1/4" O.D. (14 to 20 Gauge Tube) White



30-602B - 1-1/4" Round Multi-Gauge Insert
Tube Size: 1-1/4" O.D. (14 to 20 Gauge Tube) Black



30-604 - 1" Multi-Gauge Ball Insert
Tube Size: 1" O.D. (14 to 20 Gauge Tube) White



30-604B - 1" Multi-Gauge Ball Insert
Tube Size: 1" O.D. (14 to 20 Gauge Tube) Black



30-619 - 1-1/4" Multi-Gauge Ball Insert
Tube Size: 1-1/4" O.D. (14 to 20 Gauge Tube) White



30-619B - 1-1/4" Multi-Gauge Ball Insert
Tube Size: 1-1/4" O.D. (14 to 20 Gauge Tube) Black



30-620 - 1-1/2" Multi-Gauge Ball Insert
Tube Size: 1-1/2" O.D. (14 to 20 Gauge Tube)

Various Repair Parts

Where a color selection is notated, please call 727-528-9800 or 800-527-9807 for information on color choices.



30-517- Spacer

1/4" Inside Diameter
5/16" Length & Width



30-900 - Straight Hinge

Fits 11/16" Inside Dimension
Square Tube



30-902- Round Hinge

Fits 1" Outside Diameter Round Tube



30-904 - 4 - Position Adjustment Bracket (Nylon)

9 11/16" L x 5/8" W

This part may be screwed or riveted to the frame. (Attachments not included) Stainless self tapping screws are suggested. The screw holes are recessed. The screw size would depend on the frame hole size. If you are replacing the exact same bracket, the holes should match up. If they do not, you can use the bracket as a template to mark and drill new holes. Make sure that the two brackets are lined up the same on either side of the frame.



30-904B - 4 - Position Adjustment Bracket (Nylon)

Black 9 11/16" L x 5/8" W

This part may be screwed or riveted to the frame. (Attachments not included) Stainless self tapping screws are suggested. The screw holes are recessed. The screw size would depend on the frame hole size. If you are replacing the exact same bracket, the holes should match up. If they do not, you can use the bracket as a template to mark and drill new holes. Make sure that the two brackets are lined up the same on either side of the frame.



30-904 - P1201 - 4 - Position Adjustment Bracket

(Nylon) 9 11/16" L x 5/8" W

This part may be screwed or riveted to the frame. (Attachments not included) Stainless self tapping screws are suggested. The screw holes are recessed. The screw size would depend on the frame hole size. If you are replacing the exact same bracket, the holes should match up. If they do not, you can use the bracket as a template to mark and drill new holes. Make sure that the two brackets are lined up the same on either side of the frame.

30-905 - 9" Glider bearing Arm 7 1/2" Hole To Hole



9" is the measurement from end to end. It is made of steel and is zinc coated with silver chromate. You can spray paint over the chromate. Hangers are bolted to the frame (bolts not included). Bolt lengths and diameters would depend on original part sizes. Re-use or try to match the original bolts. We suggest stainless steel with locknuts.

30-906 - 10" Glider bearing Arm

8 1/2" Hole To Hole



10" is the measurement from end to end. It is made of steel and is zinc coated with yellow chromate. You can spray paint over the chromate. Hangers are bolted to the frame (bolts not included). Bolt lengths and diameters would depend on original part sizes. Re-use or try to match the original bolts. We suggest stainless steel with locknuts.

Various Repair Parts (cont'd)

Where a color selection is notated, please call 727-528-9800 or 800-527-9807 for information on color choices.



30-907 - 12" Sled Runner

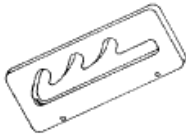
Fits 1" Round Tube
Rigid P.V.C. (Off White)



30-908 - 6- Position Adjustment Bracket (Nylon) 10 5/8"

L x 5/8" W

This part may be screwed or riveted to the frame. (Attachments not included) It fits on a round tube. It may not be the same as the ones you want to replace, but you should be able to adapt it to work for you. It is attached with aluminum rivets or stainless self tapping screws.

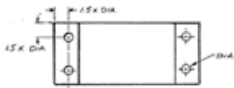


30-909 - Aluminum 4-Position Adjustment Bracket



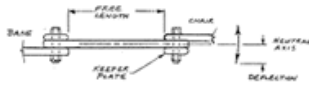
30-911 - 12" Sled Runner

Fits 1" Round Tube
Clear Vinyl




30-918- Rocker Spring

1/4" x 2 1/2" x 5" Fiberglass Rocker Spring

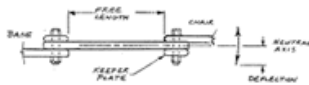


Fiberglass Rocker Springs do not have holes drilled. You will need to use the old spring plate as a template to measure and drill hole to fit your furniture.



30-919- Rocker Spring

1/4" x 3" x 5" Fiberglass Rocker Spring



Fiberglass Rocker Springs do not have holes drilled. You will need to use the old spring plate as a template to measure and drill hole to fit your furniture.

Various Repair Parts (cont'd)

Where a color selection is notated, please call 727-528-9800 or 800-527-9807 for information on color choices.



30-920 - Rocker Spring

5/16" x 2" x 7.026" Fiberglass Spring Plates



Fits Woodard Furniture



30-921- 20-1/2" Adjustment Bracket Protector (Chair Protector)

Fits 1" to 1 1/4" Outside Diameter Tubing

Protects the chair frame from being scratched by adjustment bracket

This part may be cut with hacksaw or band saw. It is made of clear rigid P.V.C.



30-922 - Swivel Chair Seat Post Bushing

Tube Size: fits into a

1.60" Inside Diameter

1" seat post will fit into the bushing.